


4XST Shipyard Ativador Download [hacked]



Download ->->->-> [DOWNLOAD \(Mirror #1\)](#)

About This Game

4X SPACE TIME SHIPYARD





- Create ship hulls using symmetrical/mirror placement of pieces on the X, Y, and Z axis.
- Export designs to the hard drive


Title: 4XST Shipyard
Genre: Indie, Early Access
Developer:
CWDI GAMES
Publisher:
CWDI GAMES
Release Date: 7 Dec, 2017

7ad7b8b382


English







Rebooted game and development moving forward:



4XST Shipyard has been rebooted to version .09 and the new version is ready.

See the trailer/instructional video on how to use the new setup here: <https://youtu.be/ipQnh01rgg>

Several changes:

-currently just have English language for interface. More languages will be added as development continues

-Removed connection nodes and added a few more pieces.

-Now place pieces directly without using connection nodes.

-Added mirror/symmetrical placement of pieces on X,Y, and Z axis.

-New GUI

-Bug fixes

What is 4XST Shipyard? Currently just a hull designer.

What are the plans for 4XST Shipyard? Development is moving forward. CWDI GAMES plans to develop 4XST Shipyard into a space sim. More details as that update approaches. For now, however, 4XST Shipyard is just a hull designer. If that's not your cup of tea then keep watching for more features to be added before purchasing.

[GROOVY Soundtrack verification download](#)
[Take Off - The Flight Simulator download ubuntu](#)
[Hiro's Forest Rumble Activation Code \[Xforce\]](#)
[Russian AYE Race - OST Activation Code \[FULL\]](#)
[Space Leprechaun Free Download \[Ativador\]](#)
[Navyblue and the Spectrum Killers download for windows](#)
[Total War Battles: KINGDOM Ativador download \[FULL\]](#)
[Rocksmith 2014 Edition Remastered The Proclaimers - I m Gonna Be \(500 Miles\) \[License\]](#)
[PRINCIPIA: Master of Science full crack \[cheat\]](#)
[RPG Maker MV - Sci-Fi Music Pack activation code download](#)